



Orien™

Guiding Catheter CE 0086



PTFE Internal Wall
Provide smooth lumen to reduce friction and ensure the excellent trackability



Flat-Wire-Braided Middle Layer
Offer better backup support and great kink resistance

Product Information

Features

- Soft and flexible tip
- 1:1 torque control
- Flat-wire-braided middle layer
- Smooth PTFE internal wall
- Large lumen size



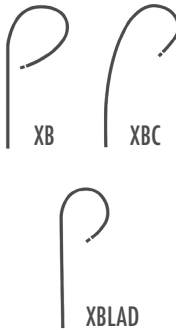
Benefits



- Outstanding trackability
- Excellent kink resistance
- Minimized damage to vessel wall
- Easy operation and accurate placement
- Great backup support

Ranges

- Catheter O.D.: 5F / 6F / 7F
- Catheter length: 100cm
- Curve type:
 - Left coronary curves:
 - Judkins Left
 - Amplatz Left
 - Extra Backup
 - Right coronary curves:
 - Judkins Right
 - Amplatz Right

Ordering Information

Left Coronary Curves						
Curve Type	Catalogue No.	Distal End Shape	Catheter O.D.	Catheter I.D.	Catheter Length	
Judkins Left	CL5JL35	JL 3.5	5F	0.056"	100cm	 JL
	CL5JL40	JL 4.0		0.056"	100cm	
	CL5JL45	JL 4.5		0.056"	100cm	
	CL5JL50	JL 5.0		0.056"	100cm	
	CL6JL35	JL 3.5	6F	0.071"	100cm	
	CL6JL40	JL 4.0		0.071"	100cm	
	CL6JL45	JL 4.5		0.071"	100cm	
	CL6JL50	JL 5.0		0.071"	100cm	
	CL7JL35	JL 3.5	7F	0.078"	100cm	
	CL7JL40	JL 4.0		0.078"	100cm	
CL7JL45	JL 4.5	0.078"		100cm		
CL7JL50	JL 5.0	0.078"		100cm		
Amplatz Left	CL5AL075	AL 0.75	5F	0.056"	100cm	 AL
	CL5AL10	AL 1.0		0.056"	100cm	
	CL5AL20	AL 2.0		0.056"	100cm	
	CL6AL075	AL 0.75	6F	0.071"	100cm	
	CL6AL10	AL 1.0		0.071"	100cm	
	CL6AL20	AL 2.0		0.071"	100cm	
	CL7AL075	AL 0.75	7F	0.078"	100cm	
	CL7AL10	AL 1.0		0.078"	100cm	
CL7AL20	AL 2.0	0.078"	100cm			
Extra Backup	CL5XB30	XB 3.0	5F	0.056"	100cm	 XB XBC XBLAD
	CL5XB35	XB 3.5		0.056"	100cm	
	CL5XB40	XB 4.0		0.056"	100cm	
	CL6XB30	XB 3.0	6F	0.071"	100cm	
	CL6XB35	XB 3.5		0.071"	100cm	
	CL6XB40	XB 4.0		0.071"	100cm	
	CL6XBC35	XBC 3.5		0.071"	100cm	
	CL6XBLAD35	XBLAD 3.5	7F	0.071"	100cm	
	CL7XB30	XB 3.0		0.078"	100cm	
	CL7XB35	XB 3.5		0.078"	100cm	
CL7XB40	XB 4.0	0.078"	100cm			
CL7XBLAD35	XBLAD 3.5	0.078"	100cm			

Right Coronary Curves						
Curve Type	Catalogue No.	Distal End Shape	Catheter O.D.	Catheter I.D.	Catheter Length	
Judkins Right	CL5JR35	JR 3.5	5F	0.056"	100cm	 JR
	CL5JR40	JR 4.0		0.056"	100cm	
	CL5JR45	JR 4.5		0.056"	100cm	
	CL5JR50	JR 5.0		0.056"	100cm	
	CL6JR35	JR 3.5	6F	0.071"	100cm	
	CL6JR40	JR 4.0		0.071"	100cm	
	CL6JR45	JR 4.5		0.071"	100cm	
	CL6JR50	JR 5.0		0.071"	100cm	
	CL7JR35	JR 3.5	7F	0.078"	100cm	
	CL7JR40	JR 4.0		0.078"	100cm	
CL7JR45	JR 4.5	0.078"		100cm		
CL7JR50	JR 5.0	0.078"		100cm		
Amplatz Right	CL5AR10	AR 1.0	5F	0.056"	100cm	 AR
	CL5AR20	AR 2.0		0.056"	100cm	
	CL6AR10	AR 1.0	6F	0.071"	100cm	
	CL6AR20	AR 2.0		0.071"	100cm	
	CL7AR10	AR 1.0	7F	0.078"	100cm	
CL7AR20	AR 2.0	0.078"		100cm		